



PLACEMENT HIGHLIGHTS 2016-18

Where **Learning** is for Life




BATCH SUMMARY



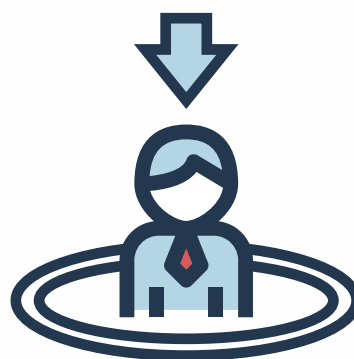
Batch Size

468



Opted Out

14



Placed

454



Outcome

**100%
PLACEMENT**



No. of Companies

143

PRE-PLACEMENT OFFERS



PPOs Offered

56



PPOs
Accepted

53



Highest
PPO package

INR 19.4 LAKHS




Average
PPO package

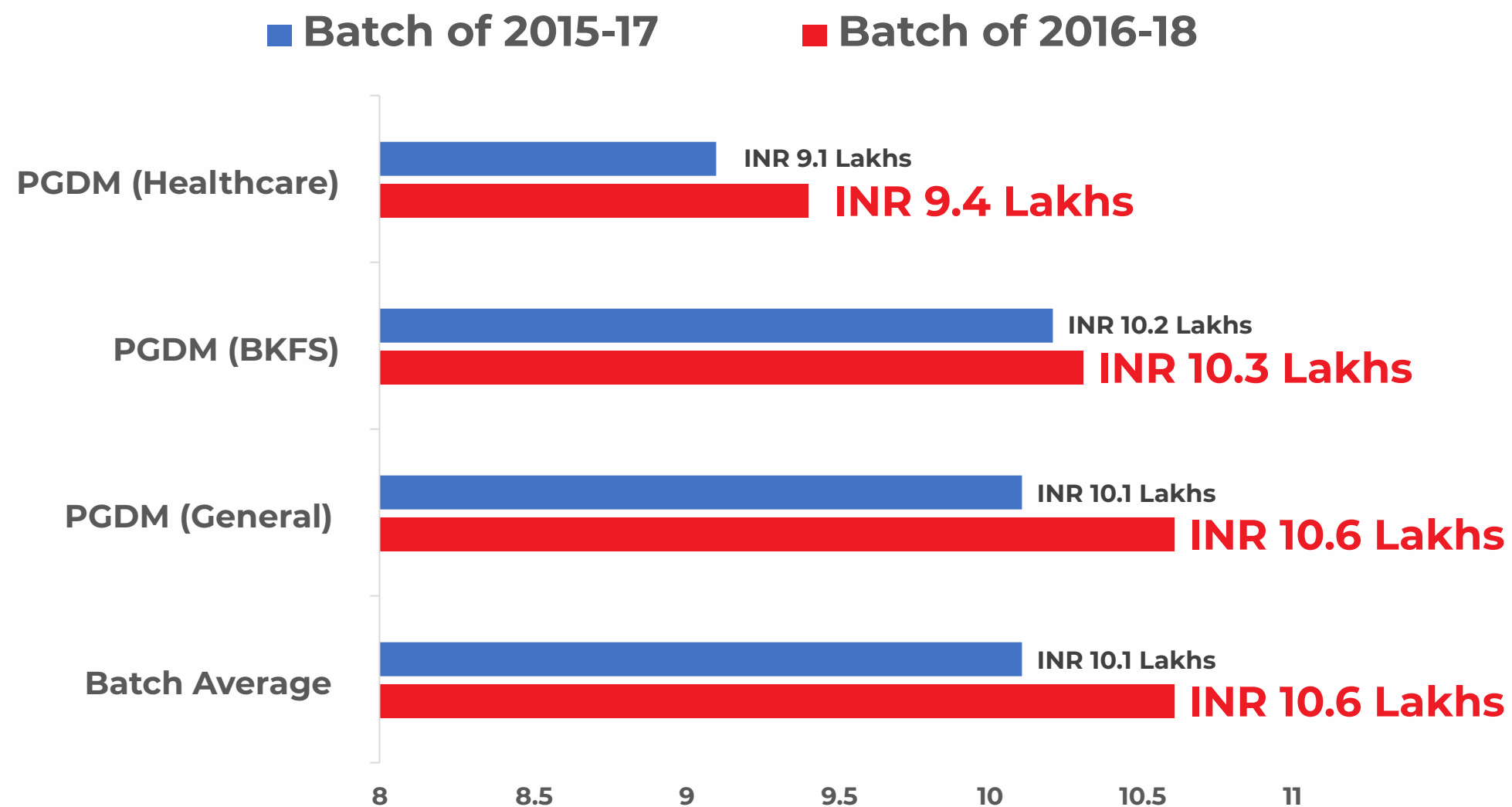
INR 12.0 LAKHS



KEY RECRUITERS



OVERALL PLACEMENT PERFORMANCE



PLACEMENT HIGHLIGHTS



Highest Package
(International)

INR 23.8 LAKH

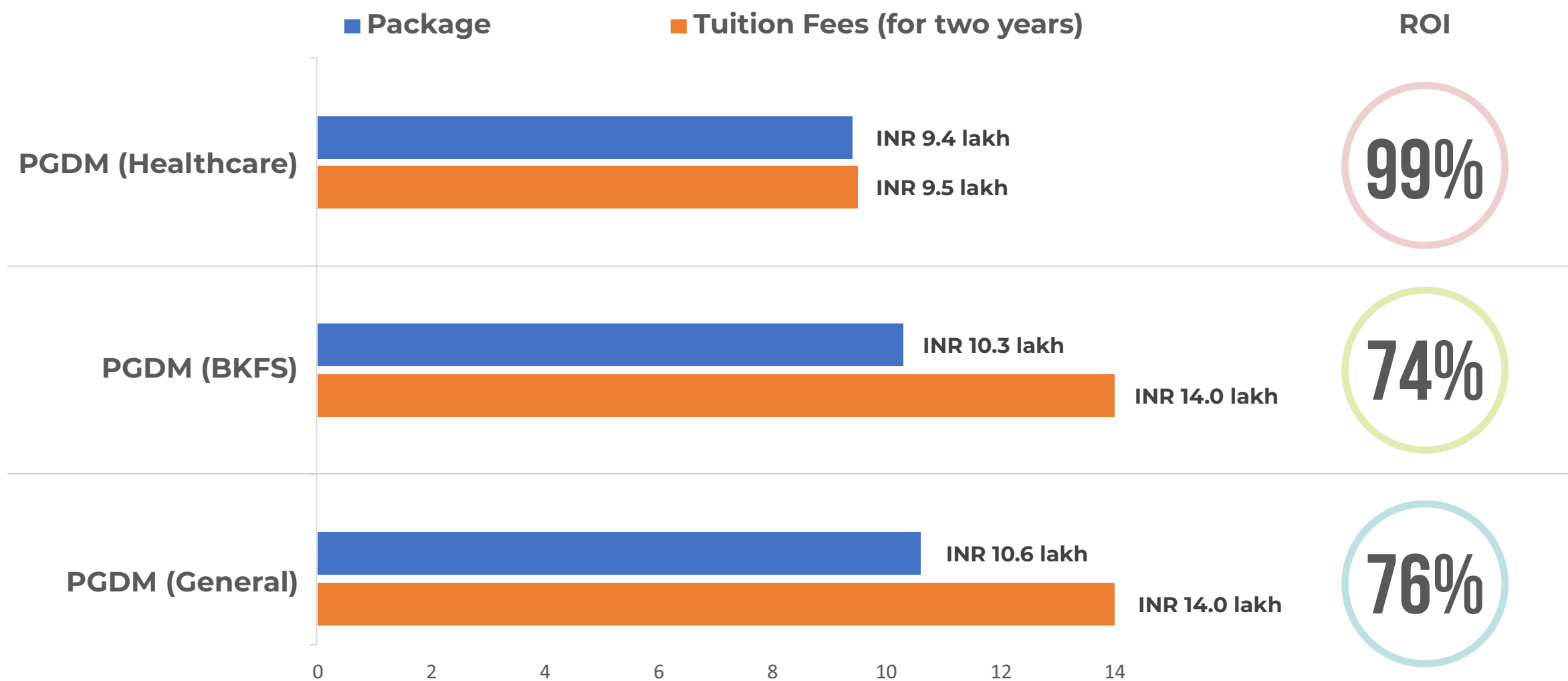


Highest Package
(Domestic)

INR 19.4 LAKH



ROI ANALYSIS



INTERESTING INSIGHTS

Key Sectors Placed:
**BFSI, Consulting
and IT**

EXPERIENCED STUDENTS
(Avg. Package)
@ INR 11.0 lakh v/s
FRESHER
(Avg. Package)
@ INR 9.1 lakh



Salary upturn –
PGDM (General) @
2.5 times
pre-program salary

Salary upturn –
PGDM (BKFS) @
3 times
pre-program salary

PGDM (GENERAL) PLACEMENTS



Highest Package
INR 23.8 LAKH



Average Package
INR 10.6 LAKH



Key Sectors Placed
BFSI, Consulting & IT


For students with
2 year work-ex:
Salary increase of
150%



KEY RECRUITERS



PGDM (BKFS) PLACEMENTS



Highest Package
INR 14.3 LAKH



Average Package
INR 10.3 LAKH



Key Sectors Placed
BFSI & Consulting

For students with
2 year work-ex:
Salary increase of
200%



KEY RECRUITERS



PGDM (HEALTHCARE) PLACEMENTS



Highest Package
INR 15.5 LAKH

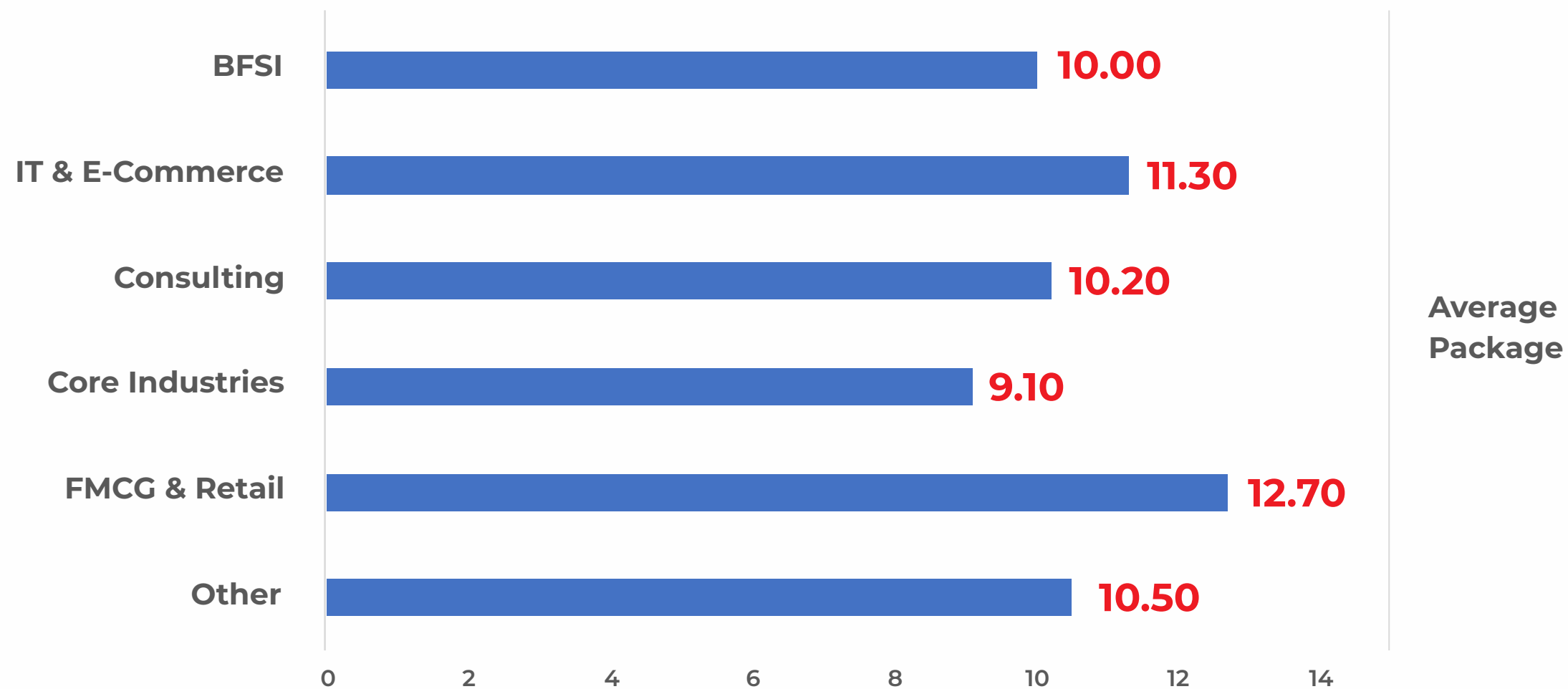


Average Package
INR 9.4 LAKH

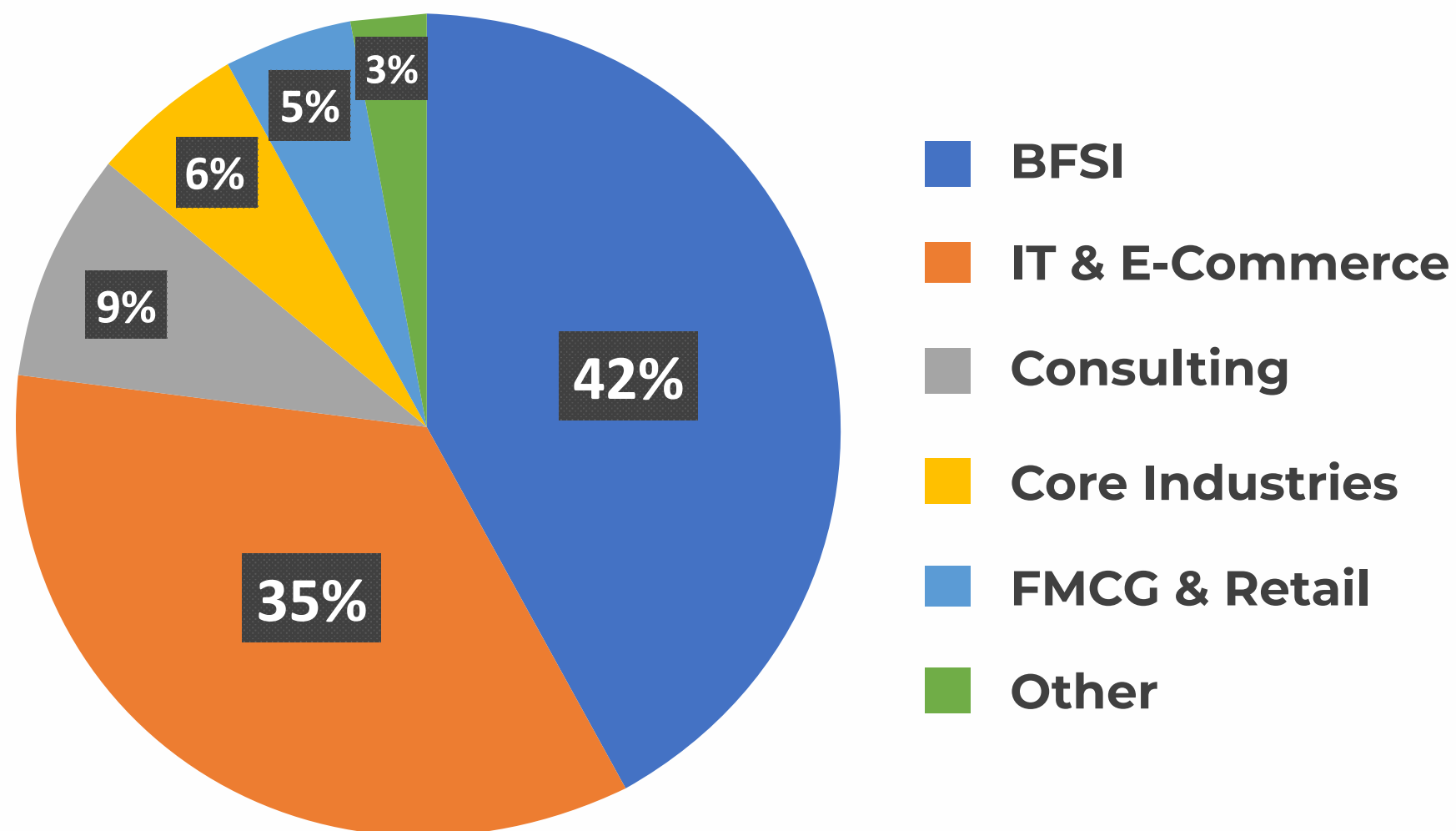


Key Sectors Placed
Healthcare, IT & Pharma

SECTORAL ANALYSIS



SECTORAL ANALYSIS



% placed

THANK YOU



T. A. Pai Management Institute, Manipal

P. B. No. 9, Manipal 576 104, Karnataka, India. E-mail: tapmi@tapmi.edu.in Ph: 0820 - 2701010 / 1070

www.tapmi.edu.in

[f](#) [t](#) [in](#) /mytapmi